

# 1978



**kirtland  
tour  
pak**

**Quality Packs  
for the  
Serious Touring  
Enthusiast**

## KIRTLAND/ TOURPAK

In the past several years more Americans have discovered the pleasures of bicycle touring than ever before. Once the activity of a few elite, individuals and families alike are discovering that cycling is fun, efficient exercise. This increase in interest demanded more sophisticated touring equipment.

At KIRTLAND/TOURPAK we design and build just one thing: Quality equipment for the serious touring enthusiast. As you read through the catalog, we know you'll agree.

Every serious bicyclist understands the importance of his equipment. Well-designed, reliable packs and gear are a must. After the bicycle, the most important pieces of equipment you carry are your touring packs. You need packs that are lightweight, yet rugged—packs that provide room enough to carry all your equipment and personal items. Your packs should distribute the loads evenly to give pedaling ease and ride securely for balance and safety. They should attach and dismount quickly and easily from a variety of different carriers.

Since many tourers travel hundreds or even thousands of miles by air, rail or car to reach their general touring area, their packs must double as durable, convenient luggage.

On or off your bicycle KIRTLAND/TOURPAK performs — for years and years, in all weather, under adverse conditions. We've designed them to do just that.

## About our Materials

All KIRTLAND/TOURPAK panniers and handlebar bags are made only from materials tested and proven to be the best available. Pack fabric is rugged 8 oz. nylon cloth, urethane coated for maximum weather and water-proofness. We've found this fabric to be long lasting, the best for touring applications. Other companies prefer to use a similar fabric with a coarser weave; however, our testing has shown this coarser fabric does not hold its waterproofing as well as our smoother fabric.

We use only self-repairing YKK #5 coil zippers. Our experience has shown that they're stronger, more durable, and smoother operating than others available. Then we cover all our zippers with a generous flap to keep the pack as completely waterproof as possible.

As many people who have used bicycle packs with wood, plastic, and soft aluminum stiffeners have found, these materials have a tendency to bend, crack, warp, and break under extreme (and sometimes not so extreme) conditions. To avoid these problems we use a strong grade of aluminum that won't crack, warp, or break and is extremely hard to permanently bend. Used in all our pannier and handlebar bag models, stiffeners of this grade of aluminum have proven to be lightweight, yet rugged enough to withstand all imaginable abuse. To insure the strength of our packs, the suspension system attachments of both the panniers and handlebar bags are riveted through the pack cloth into these stiffeners. This provides the most secure riding bags on the market and prevents the stiffeners and load from swaying or shifting.

We didn't end our quest for quality materials with the major items. Map

windows on our handlebar bags are made from a 40 thousandth inch (in the S/T and L/T ELITE models) and a 20 thousandth inch (in the CENTURY 600 model), long lasting, clear vinyl. Our super strong thread is in most cases stronger than the pack fabric through which it is sewn. All K/T packs are double sewn at points of high stress to give our packs an extra margin of safety for carrying extra heavy loads under extreme conditions.

Our hardware was tested and chosen for its strength and long lasting finish. It is the best available anywhere. When it was not available we had it custom made to our exact design specifications. Such was the case of our pannier hooks and spring brackets, made of tough stainless steel.

Now you know about the materials which we use. Take a close look at the models themselves. We think you'll be impressed.

KIRTLAND/TOURPAK: The beginning of many pleasurable touring miles.



G/T Panniers snapped together for carrying.

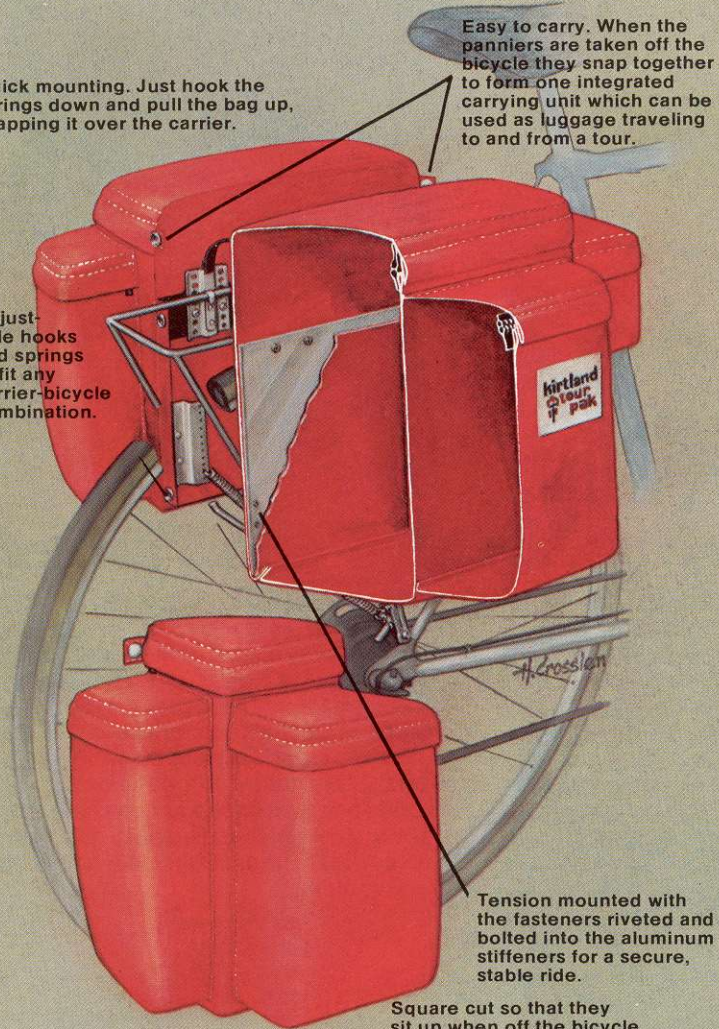
# Anatomy of a KIRTLAND/TOURPAK

## S/T Elite Panniers

Quick mounting. Just hook the springs down and pull the bag up, snapping it over the carrier.

Easy to carry. When the panniers are taken off the bicycle they snap together to form one integrated carrying unit which can be used as luggage traveling to and from a tour.

Adjustable hooks and springs to fit any carrier-bicycle combination.



Tension mounted with the fasteners riveted and bolted into the aluminum stiffeners for a secure, stable ride.

Square cut so that they sit up when off the bicycle.

8 pockets with two compartments (next to the stiffeners) for separation of equipment.

## S/T Elite Handlebar Bag

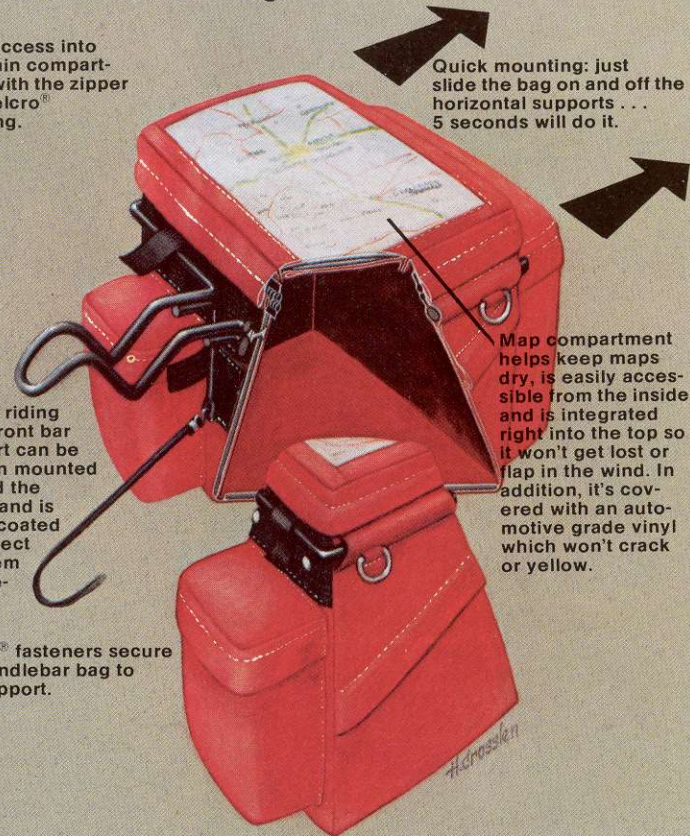
Easy access into the main compartment with the zipper and Velcro® opening.

Quick mounting: just slide the bag on and off the horizontal supports . . . 5 seconds will do it.

Stable riding steel front bar support can be tension mounted around the frame and is nylon coated to protect the stem handlebars.

Map compartment helps keep maps dry, is easily accessible from the inside and is integrated right into the top so it won't get lost or flap in the wind. In addition, it's covered with an automotive grade vinyl which won't crack or yellow.

Velcro® fasteners secure the handlebar bag to the support.



9 pockets and compartments.

Handlebar bag doubles as a hand bag when the cyclist leaves his bike.



## G/T Elite Panniers

Designed for the bicycle tourer and/or camper who needs a large pack volume yet wants flexibility in load capacity and weight distribution, the G/T (Grand Touring) ELITE Panniers are the ultimate in touring packs. Designed with a lower center of gravity than our other ELITE models for carrying those extra heavy loads, this model has a drawstring opening into the main compartment of each half, covered by a top flap with a zipper pocket. There are six additional pockets around the sides and the front of the main compartment is "cut away" to provide more than adequate foot clearance for this lower slung pack. This is the ideal set of panniers for those planning extended tours and needing space for such things as tents, sleeping bags, stoves, freeze-dried foods, etc.



## S/T Elite Panniers

Our most popular model, the S/T (Standard Touring) ELITE Panniers are ideal for almost any touring need from distance riding with a full load to weekend or day trips with a medium to small load. With zippered main compartments and six pockets around the sides, this model is ideal for carrying almost any size load and for keeping such things as spare tools and tires away from other items such as food and clothing.

S/T Elite Panniers  
 Weight: 38 oz.  
 Volume: 2000 cu. in.  
 Size: 12-1/2"X11-1/4"X4-1/2"  
 Colors: Navy Blue, Red, Bright Yellow

G/T Elite Panniers  
 Weight: 46 oz.  
 Volume: 2400+ cu. in.  
 Size: 14-1/2"X11-1/4"X5"  
 Colors: Navy Blue, Red, Bright Yellow



## L/T Elite Panniers

As the name implies, our L/T (Light Touring) ELITE Panniers are for the individual who keeps his load to a minimum in town or on the road. The zippered main compartments and two side pockets provide just the right amount of carrying capacity for those who travel light. The instant mounting feature also makes these panniers ideal for the urban commuter who pedals to work.

L/T Elite Panniers  
 Weight: 30 oz.  
 Volume: 1100 cu. in.  
 Size: 9"X11-1/4"X4-1/2"  
 Colors: Navy Blue, Red, Bright Yellow



## Century 600 Panniers

At 1476 cubic inches, the CENTURY 600 pannier is the biggest CENTURY Pannier. It is designed with the lowest center of balance possible. A "cut away" insures foot clearance, even on short wheel base bicycles. The zippered main compartment openings and two side pockets assure good access into your equipment. Aluminum stiffeners and steel fasteners insure a secure ride.

Century 600 Panniers  
 Weight: 30 oz.  
 Volume: 1476 cu. in.  
 Size: 11-1/2"X11-1/2"X5"  
 Color: Navy Blue, Red, Bright Yellow




## Century 200 Front/Rear Panniers

The CENTURY 200 Front/Rear Pannier is just as its name implies—a pannier designed for either the front or rear of the bicycle. Designed with a short front-rear, long top-bottom profile, the Front/Rear Pannier has the proper carrier hook distance so that it easily fits on most all front pannier carriers. A versatile bag, it can be used as a front pannier during the long hauls when other rear panniers are being carried, then switched to the rear carrier for quick trips into town from the campsite.

Century 200 Front/Rear Panniers  
 Weight: 24 oz.  
 Volume: 905 cu. in.  
 Size: 11-1/2"X8-3/4"X4-1/2" each  
 Color: Navy Blue, Red, Bright Yellow





## The K/T Elite Pannier Suspension System\*

Allows you to adjust the panniers to suit your carrier-bicycle combination.

The unique K/T ELITE Suspension system is the strongest, most functional, and most adjustable pannier attachment system ever developed. It comes on all ELITE pannier models and is compatible with almost all rear carriers.

### QUICK MOUNTING

This system allows the panniers to snap on and off the rear carrier in seconds. To mount the panniers, simply mate the "s" hook found between the springs with the "dropout" hook (two provided with each set of panniers) which the user permanently attaches through the lower carrier bolt; then pull up on the handle until the carrier hooks snap over the top of the carrier (see figure 1). It's that easy.

### SECURE RIDING

Unlike other quick on-off systems, the twin springs provide "fore-aft" stability to the panniers—preventing any front-back "flopping" of the packs. The tension of the heavy duty springs is also more than ample to prevent excessive sideways "flopping."



Figure 1


\*Patented

### ADJUSTABLE

Since the distance from the top of the carrier to the lower "drop out" hook varies depending on the type of carrier and the size of the bicycle frame, the K/T Elite Panniers' twin springs are adjustable. Additionally, because the cyclist wants to carry the load as far forward and low as possible without interfering with foot clearance when pedaling, the K/T Elite Panniers have carrier hooks which adjust vertically as well as horizontally.

### Here's how it works:

The carrier hooks simply unbolt from the back of the panniers and can be repositioned so that the panniers sit just right for your particular needs. To move the panniers down for a better center of gravity, move the carrier hooks up. To move the panniers up for better foot clearance, move the carrier hooks down (see figure 2).



Elite Pannier with the front hook moved back to nestle against the cross member of the carrier.

### POSITIVE POSITIONING

With most quick on-off suspension systems it has often been a problem to get the panniers to stay where you want them on the carrier since they tend to slide forward or backward. The K/T Elite suspension also solves this problem. Permanent "fore-aft" positioning of the panniers is accomplished by two means, either in combination or individually, depending on the type of carrier and the needs of the individual. First, the springs can be adjusted at an angle thus providing tension which tends to hold the pack forward or back of its normal position. Second, the position of the carrier hooks can be adjusted either forward or back by utilizing additional bolt holes already in the stiffener.

After a little testing with these adjustments the proper "fore-aft" positioning and tension of the panniers can be found for any type of carrier, size of frame and size of rider's foot. From then on, the panniers will always attach to the carrier in the same position.

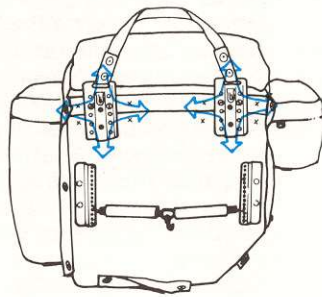


Figure 2


## Other Pannier Features

Besides the K/T Suspension System, there are several other features which come with all of our pannier models.

All K/T Panniers are designed to be snapped together when off the bicycle to form one piece of luggage, easily carried with the webbing and/or leather handle. This is an extremely valuable feature if you plan to travel to your tour and it is also handy around camp. There's no need for repeated trips back to your tenuously balanced bicycle while unloading it in camp. Just take the panniers off the bicycle, snap them together and carry them right into your tent. When traveling, the panniers handle just like everyone else's luggage and go in the undercarriage of busses and the baggage compartments of airplanes.

Each model has an "envelope" pocket in front of each aluminum stiffener inside the main compartments—ideal for storing items which you want to stay flat, such as passports and maps.

When the panniers are mounted on the bike, the top of the rear carrier remains clear, enabling extra items to be strapped on and providing a great deal of additional space and flexibility to the cyclist.



Dropout Hook

## The Century Line

The CENTURY line is designed for the economy-minded individual, who wants stable riding, accessible, well-designed, and convenient touring bags, but can't afford the ELITE KIRTLAND/TOURPAK s. The CENTURY packs offer the same features, but with a less expensive execution.

### PANNIER SUSPENSION SYSTEM

All CENTURY panniers have a modified K/T suspension system. This suspension attaches exactly like the ELITE system (easy mounting, stabilizing support to both bottom corners of the panniers, and strong holding power), with a **shock cord**. The fixed position carrier hook plates are riveted right into the aluminum stiffener.

All CENTURY panniers snap together when off the bicycle like the ELITE models, and are equipped with carrying handles, (not removable).





## S/T Elite Handlebar Bag

Weight: 28 oz. (includes front bag support)

Volume: 680 cu. in.

Size: 10"X9-1/4"X5-1/2"

Colors: Navy Blue, Red, Bright Yellow

## L/T Elite Handlebar Bag

Weight: 24 oz. (includes front bag support)

Volume: 600 cu in.

Size: 10"X9-1/4"X5-1/2"

Colors: Navy Blue, Red, Bright Yellow

## Elite Handlebar Bags\*

The S/T and L/T ELITE Handlebar Bags are the best two handlebar bags on the market. They combine with the custom K/T Front Bag Support for a stable ride, without sacrificing convenience.

The two models are identical except the S/T has two zipper pockets on the back and slot pockets on the sides. These additional pockets are designed for tourers who want maximum compartmentalization and are ideal for carrying small and frequently used items such as keys, change, sunglasses, snacks, small cameras and a variety of other items for which quick access is desirable.

Both handlebar bags have a large main compartment with a covered zipper which goes around three sides of the pack. This allows easy access

while pedaling. There is even a convenient Velcro® strip for closing the main compartment without the necessity of using the zipper. A large front pocket with zipper access provides additional carrying space.

Another important feature of the K/T ELITE handlebar bags is the full size clear vinyl map pocket on top of the main compartment which allows the tourer to see his map while riding. The map pocket is accessible only from the inside of the bag thus making it waterproof to keep your maps dry even in heavy rain showers. Another advantage of this map enclosure system is that there is nothing to flap in the wind, and nothing to lose in the middle of a long tour.

Both handlebar bags attach quickly and easily to the front bag

\*Patented





## Century 600 Handlebar Bag\*

support by means of the three fasteners. These fasteners, in conjunction with rivets set directly into the full size aluminum stiffener in the back of the main compartment, make the pack ride extremely securely. There is also an aluminum stiffener in the bottom of the main compartment.

Both models come with a removable shoulder strap so that the pack can be used as a handbag when the tourist leaves the bicycle.

NOTE: The CENTURY 600 Handlebar Bag is recommended for small frame bicycles or headset-stem combinations which provide little clearance between the front wheel and the bottom of the ELITE Handlebar Bags. Please consult with your KIRTLAND/TOURPAK dealer about fitting your bicycle with the proper handlebar bag.

The CENTURY 600 Handlebar Bag incorporates the stable K/T Front Bag Support, and the ELITE quick mounting features into an economy priced bag. It has the integrated vinyl covered map compartment in the top, a separate zippered envelope pocket on the front, and can be used as a handbag with the K/T shoulder strap (optional). Of course, like all KIRTLAND/TOURPAK bags, it has aluminum stiffeners to prevent sagging. The CENTURY 600 Handlebar Bag is the best inexpensive handlebar bag.

---

**Century 600 Handlebar Bag**

Weight: 20 oz. (includes front bag support)

Volume: 381 cu. in.

Size: 7-1/2"X9-1/4"X5-1/2"

Color: Navy Blue, Red, Bright Yellow





## K/T Front Bag Support\*

The KIRTLAND/TOURPAK quick mounting handlebar bag combines with the nylon coated steel K/T Front Bag Support to provide the best front bag system on the market.

The stability of the system comes from the shock cord which goes around the headset. Its tension can be adjusted by placement of the cord above the top tube for minimum tension, between the top and down tubes for moderate tension, and below the down tube for maximum tension.

The handlebar bag conveniently hangs on the front bag support and fastens against the vertical and horizontal struts. This prevents the handlebar bag from bouncing independently from the support.

To remove the handlebar bag, simply undo the three fasteners and slide the bag off. Five seconds will do

it. Mounting is just as easy, just slip the bag on the support and fasten the three Velcro® fasteners.

The KIRTLAND/TOURPAK Front Bag Support and Handlebar Bag combine to make a very stable, convenient front bag system. The K/T Front Bag Support comes with all KIRTLAND/TOURPAK Handlebar Bags.

\*Patented

## Other Packs and Accessories



### Century 100 Seat Bag

The CENTURY 100 Seat Bag is the perfect companion for the cyclist's day rides where a few tools, wallet, sew up tire, and other small necessities are all he needs to take along. It is web reinforced for strength, has two point suspension, a sturdy foam stiffener, and hangs conveniently under the seat.


Century 100 Seat Bag  
Weight: 4 oz.  
Volume: 270 cu. in.  
Size: 6"X9"X5"  
Color: Navy Blue, Red, Bright Yellow



### Century 200 Sew Up Bag

The CENTURY 200 Sew Up Bag is designed to easily carry a touring weight sew up tire and more. There's even room for tools, a wallet or a light weight wind shirt. An envelope pocket on the inside is convenient for keeping your sew up tire away from other items. The unique two fastener system keeps the sew up bag securely fastened under the seat. The CENTURY 200 Sew Up Bag is the perfect companion for the super light day rides whether you ride on sew up tires or not.

Century 200 Sew Up Bag  
Weight: 2 oz.  
Volume: 100 cubic inches  
Size: 3-1/8"X3-1/8"X10-1/4"  
Colors: Navy Blue, Red, Bright Yellow



### K/T Belt Pack

Designed to be carried on the user's belt, this small pack can be used for anything from first aid kits to an accessory pocket. It can also be used as a seat bag.

K/T Belt Pack  
Weight: 2 oz.  
Size: 7"X2"X4-1/2"  
Volume: 70 cu. in.  
Colors: Navy Blue, Red, Bright Yellow



## Century 200 Biker Hiker

The CENTURY 200 Biker Hiker is designed for the student or tennis playing cyclist. It features felt padded 2" web shoulder straps. A 24" zipper wraps over the top of the pack affording excellent access into the main compartment. Two sliders on the zipper allow long items such as the handles of tennis racquets to stick out the top. In addition to the pocket on the front, a long vertical envelope pocket lays inside against the pack's back. This pocket is good for separating items inside the pack, or if sharp items are being carried, affords a place to put clothing for padding.

Century 200 Biker Hiker

Weight: 12 oz.

Volume: 936 cu. in.

Size: 16"X5-3/4"X12"

Colors: Navy Blue, Red, Bright Yellow



## Century 100 Cycle Sack

The CENTURY 100 Cycle Sack is designed to carry books, clothing, groceries, or almost any necessity for the active cyclist. Although we recommend you let your bicycle "shoulder" the load, occasionally the urban cyclist wants a day pack for his back which is as convenient on the bicycle as off. The Cycle Sack has a cord opening on the main compartment, two external pockets and is made from the same waterproof nylon pack cloth as the rest of the KIRTLAND/TOURPAK products. It is built with the quality materials and craftsmanship that you have come to expect from KIRTLAND/TOURPAK.


Century 100 Cycle Sack

Weight: 11 oz.

Volume: 900 cu. in.

Size: 14"X5-1/2"X10"

Color: Navy Blue, Red, Bright Yellow



## K/T Cyclists' Rear View Mirrors\*

Experienced cyclists know that safe riding is of utmost importance. After reflectors, a rear view mirror is probably the most functional preventive piece of safety equipment a cyclist should have. Small and lightweight, these mirrors offer extraordinary rear vision without the sometimes dangerous necessity of turning around. Many cyclists who have started using a mirror won't even ride around the block without one.

The mirror comes in three models for glasses with wide temples, glasses with wire temples, and cycling helmets.

\*Manufactured by Hindsight, Boulder, Colorado



## K/T Truckin' Cap

## K/T Water Bottle

K/T Water Bottle  
Weight: 2-1/2 oz.  
Volume: 600 ml



If you're a serious cyclist you'll want one of these water bottles and hats. The water bottle is made of high impact plastic sized just right for most any water bottle holder. The hat is breathable and can be sized to almost any head. Both water bottle and hat display the mark of KIRTLAND/TOUR-PAK and show that you enjoy cycling. Enjoying yourself is what it's all about. We can't guarantee the social impact. We can insure the quality. After all, it's a KIRTLAND/TOURPAK product.

### K/T "Truckin" Cap

Function: Head covering, sun screen,  
social dress

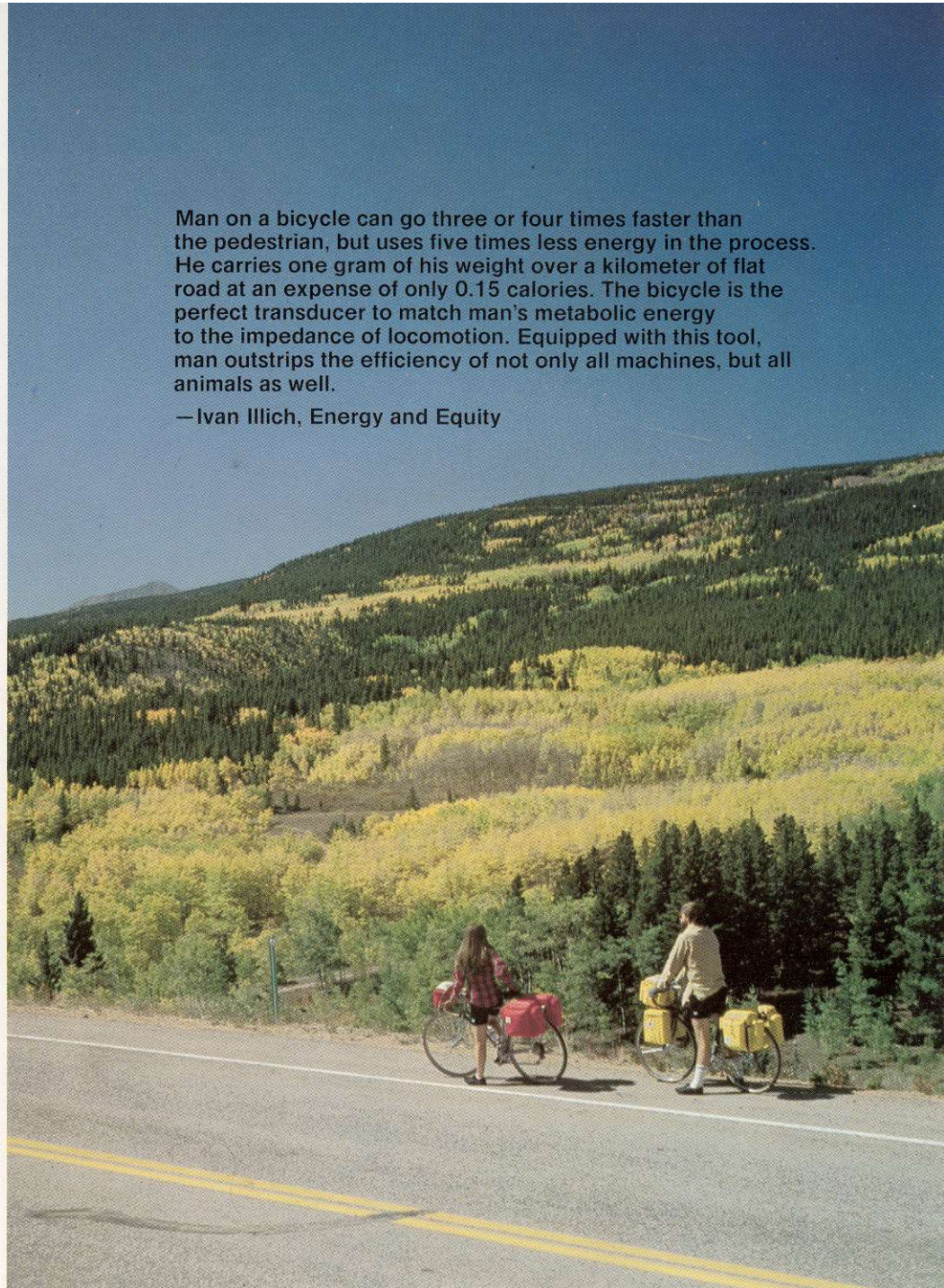
Weight: 2 oz.

Volume: 179 cu. in. (adjustable)

Colors: Sophisticated Navy Blue, Red  
and Bright Yellow

Man on a bicycle can go three or four times faster than the pedestrian, but uses five times less energy in the process. He carries one gram of his weight over a kilometer of flat road at an expense of only 0.15 calories. The bicycle is the perfect transducer to match man's metabolic energy to the impedance of locomotion. Equipped with this tool, man outstrips the efficiency of not only all machines, but all animals as well.

—Ivan Illich, Energy and Equity





## Touring Check List

The following is a check list of items which you should consider taking on your tour. All the items are not necessities and each should be weighted individually as to its merits in relation to your needs.

### Camping Equipment:

- sleeping bag (down or synthetic)
- tent
- stove
- fuel bottle
- fork, spoon, plate, cup and pot
- "ensolite" sleeping pad
- head lamp with batteries
- waterproof match box
- small towel
- nylon cord
- "soap" pad in film can
- first aid kit
- sewing kit
- insect repellent
- toilet paper
- "Swiss Army Knife"
- K/T Water Bottle
- map measurer
- compass
- can opener (check knife)

### Personal Gear:

- maps
- 2 pair socks
- underwear changes
- 1 pair shoes
- 1 change of pants
- 2 shirts
- sunglasses
- visor cap
- gloves
- parka (down or synthetic)
- windbreaker
- rain suit (top and pants) or poncho
- bandana
- arm and leg warmers or jogging suit
- cycling shorts (chamos shorts)
- cycling jersey (bright color)
- cycling gloves
- cycling shoes (cleats)
- toothbrush
- toothpaste
- soap
- razor
- comb
- mirror
- camera and film
- rescue blanket
- 2 shock cords
- K/T Rear View Mirror
- K/T Truckin' Cap

### Tools and Spare Parts:

- tire patch kit
- extra tires (for sew ups)
- extra tube (for clinchers)
- 6" crescent wrench
- small screw driver
- proper small wrenches
- spoke wrench, cone wrench, and chain lube
- 4 spokes
- 1 long derailleur cable
- 1 long brake cable
- 1 spare pedal strap
- bike lock
- rivet extractor (for chain)
- several spare chain links
- tire irons
- small pliers
- bike grease
- free wheel remover
- crank remover (cotterless cranks)
- tire pump
- 1 freeze dried dinner (emergency food)

### Touring Bags:

- KIRTLAND/TOURPAK PANNIERS
- KIRTLAND/TOURPAK HANDLEBAR BAG
- KIRTLAND/TOURPAK FRONT/REAR PANNIERS

We've been asked many questions about our choice of materials, design features, touring in general, loading panniers, etc. Here is a condensed review of some of the more frequently asked items:

**1. Can you recommend a good place to bicycle tour?**

Almost anywhere. Look for back roads, wide shoulders and light traffic patterns. Colorado has maps available which show the average traffic density on the state highways. Write your highway department. Also, if you're planning a tour in an unfamiliar area, you might write ahead requesting information about wind patterns and the probability of precipitation during your ride. When you have a choice, pick the least traveled of two parallel roads.

**2. Many companies are now using the rougher weave Cordura® cloth for their bicycle packs. Why does KIRTLAND use the smoother weave pack cloth?**

We use the 8 oz. (per square yard) Parapac® nylon pack cloth because it is the more waterproof pack cloth. Cordura® cloth is **said** to be slightly more abrasion resistant and therefore is a very popular cloth for hiking applications. It is proven, though, that the Parapac® is the more waterproof of the two. We feel that due to the unique needs of the cyclists, using the most waterproof cloth is the overriding factor.

**3. You say your pack fabric is waterproof but after riding in a heavy rain I found some of my clothes had gotten wet. Can you explain this inconsistency?**

Yes. Our pack cloth is completely waterproof. The zippers and seams aren't. We recommend that you seal the seams before heading out for a tour where you anticipate encountering heavy rains. (Seam sealant is probably available at your neighborhood bicycle or backpacking shop. If not, write American Youth Hostel, 132

Spring Street, New York, NY 10012 or Palo Alto Bike, 171 University Avenue, Palo Alto, CA 94301.) In addition, make sure all your zipper flaps are covering the zippers before you get in the rain. For added protection you could enclose the items you want completely dry in plastic bags before putting them in your packs.

**4. Why do you use aluminum stiffeners?**

We use aluminum stiffeners because they are the strongest, most stable, and most resilient material we can find. The hardened aluminum stiffener protects your equipment while stabilizing the pannier or handlebar bag.

**5. Why do the KIRTLAND/TOURPAK bags have a square profile?**

We design the bags so that they will sit up when taken off the bicycle for convenient loading and unloading.

**6. What's the best riding configuration for a long tour? Should I use a handlebar bag or front panniers in conjunction with the rear panniers?**

It depends on your personal riding habits, likes and dislikes. More and more serious cyclists are turning toward all three. This is especially true when heavy loads are anticipated. Many cyclists have discovered that they have fewer problems with good fore-aft weight distribution.

**7. How should I load my panniers? How much weight should I be carrying?**

As mentioned in number 6, many riders prefer to distribute their load. Experienced cyclists generally carry less than 30 lbs., some less than 20. Keep the weight low, as far forward for rear panniers, as far back for front panniers, and as close to the bicycle as possible.

**8. Why do you make the map compartment an integral part of your Handlebar Bag?**

In addition to our dedication to making the best touring equipment possible, we strive to make it uncomplicated. We feel that the integrated map compartment is a natural extension of that philosophy. In addition to being convenient, the map is accessible and kept dry.

**9. I've noticed my bicycle handles differently with loaded bags. What can I do?**

Experienced bicycle tourists know that the riding characteristics of their bicycle can change as they increase their loads. The positioning of the load can also make a big difference in how the bicycle handles. We recommend that your handlebar bag, panniers and all your equipment is firmly and safely attached to your bicycle before you start out and that you periodically safety check your bicycle and equipment during your tour. We also suggest that you become completely familiar with the particular riding characteristics of your bicycle—equipment combination and its limitations with regard to speed and handling before you head out. Have a good, safe tour.

HINE/SNOWBRIDGE, Inc. the manufacturer of KIRTLAND/TOURPAK bags warrants each product in compliance with the Magnuson-Moss Warranty Act. A complete copy of the warranty is available with every pack, or directly from HINE/SNOWBRIDGE, Inc.

At HINE/SNOWBRIDGE we are constantly striving to improve our products. Although we make every effort to have this catalog currently represent each item, occasionally product changes and improvements are made after the catalog has gone to press and cannot be shown.



Another Quality Product Line By  
Hine/Snowbridge, Inc.  
P.O. Box 4059  
Boulder, Colorado 80306

**The Touring Specialists**

**1978**

