


*Quality Packs
for the Serious
Outdoor
Enthusiast*





INTERNALLY FRAMED PACKS

Internally framed packs create the best in uncomplicated utility, convenience and comfort. Flexible yet stable, the pack follows your movement without shifting. Comfortable yet versatile, the pack works right for the activity you do. From mountaineering to traveling, from backpacking to ski touring, HINE SNOWBRIDGE has the internally framed pack for you.



OMEGA

The perfect combination of design and function, the OMEGA is designed for frame touring around the globe as it is packing in an efficient manner. OMEGA functions as an expedition style pack as well as a multi-use pack for backpacking. The OMEGA features a front-loading opening top compartment with quick access to the top pockets, accessory pockets for organizing a multitude of equipment and the SEREX suspension system. The front-loading top compartment is designed to hold a 30 liter synthetic sleeping bag, four external pockets, and two vertical side pockets, a drawing bag, a sleeping bag, and many other accessories. OMEGA is designed to be carried in a full range of ways, including on a shoulder strap, a hip belt, and a pack frame.

Weight: 11.00 lbs.
 Approximate Size: 28" x 14" x 11"
 Approximate Volume: 4,200 cu. in.
 Colors: Navy Blue, Bright Red, Bright Green, Burgundy



ALPHA

Sized between the SEREX and the TAMARAK, the ALPHA offers the best of both worlds by having internal dividers and five main compartments instead of one. The ALPHA features a side opening top compartment, a synthetic sleeping bag, four external pockets, and two vertical side pockets, a drawing bag, a sleeping bag, and many other accessories. ALPHA is designed to be carried in a full range of ways, including on a shoulder strap, a hip belt, and a pack frame.

Weight: 11.00 lbs.
 Approximate Size: 28" x 14" x 11"
 Approximate Volume: 4,200 cu. in.
 Colors: Navy Blue, Bright Red, Bright Green, Burgundy

ALPHA/SPECIAL

The ALPHA/SPECIAL has all the features of the ALPHA, plus the SEREX knee strap clip for easier access into the top compartment, five external pockets, and compression straps. Plus, an exceptional feature—vertical and horizontal dividers which unzip affording great versatility in packing and load control.

Weight: 11.00 lbs.
 Approximate Size: 28" x 14" x 11"
 Approximate Volume: 4,200 cu. in.
 Colors: Navy Blue, Bright Red, Bright Green, Burgundy



TAMARAK

Comfort, stability, and convenience with the TAMARAK. Roll-top opening and strong #10 coil zipper. Other great features include: internal tie-downs to secure heavy objects and insure the best weight distribution; an extra compartment pocket on the front for maps, keys, books, passports, etc.; leather tie-downs and positive operating clip buckles on the compression straps for instant access into the pack.

Weight: 11.00 lbs.
 Approximate Size: 28" x 14" x 11"
 Approximate Volume: 4,200 cu. in.
 Colors: Navy Blue, Bright Red, Bright Green, Burgundy



SEREX with Expedition Pockets

The SEREX is a great choice for the individual who needs a pack that is versatile in use. It is designed for frame touring around the globe as it is packing in an efficient manner. SEREX functions as an expedition style pack as well as a multi-use pack for backpacking. The SEREX features a front-loading opening top compartment with quick access to the top pockets, accessory pockets for organizing a multitude of equipment and the SEREX suspension system. The front-loading top compartment is designed to hold a 30 liter synthetic sleeping bag, four external pockets, and two vertical side pockets, a drawing bag, a sleeping bag, and many other accessories. SEREX is designed to be carried in a full range of ways, including on a shoulder strap, a hip belt, and a pack frame.

Weight: 11.00 lbs.
 Approximate Size: 28" x 14" x 11"
 Approximate Volume: 4,200 cu. in.
 Colors: Navy Blue, Bright Red, Bright Green, Burgundy

LITE SEREX with Optional Pockets

A great expedition choice, the LITE SEREX is designed for the individual who needs a pack that is versatile in use. It is designed for frame touring around the globe as it is packing in an efficient manner. LITE SEREX functions as an expedition style pack as well as a multi-use pack for backpacking. The LITE SEREX features a front-loading opening top compartment with quick access to the top pockets, accessory pockets for organizing a multitude of equipment and the SEREX suspension system. The front-loading top compartment is designed to hold a 30 liter synthetic sleeping bag, four external pockets, and two vertical side pockets, a drawing bag, a sleeping bag, and many other accessories. LITE SEREX is designed to be carried in a full range of ways, including on a shoulder strap, a hip belt, and a pack frame.

Weight: 11.00 lbs.
 Approximate Size: 28" x 14" x 11"
 Approximate Volume: 4,200 cu. in.
 Colors: Navy Blue, Bright Red, Bright Green, Burgundy



APOGEE

Designed for women and smaller framed men, the APOGEE and PERIGEE are the same size and volume. They are perfect for light to medium weight loads, overnight trips where the maximum of equipment is taken along, aggressive climbs and travel. The APOGEE is top-loading. Features an expansion top flap, separate color and size compression straps. The PERIGEE is front-loading with #10 coil zipper and the expansion top flap. Both packs are designed to take up to four optional pockets for increased load capacity and versatility.

Weight: 11.00 lbs.
 Approximate Size: 28" x 14" x 11"
 Approximate Volume: 4,200 cu. in.
 Colors: Navy Blue, Bright Green, Burgundy



PERIGEE with Optional Pockets

Designed for women and smaller framed men, the APOGEE and PERIGEE are the same size and volume. They are perfect for light to medium weight loads, overnight trips where the maximum of equipment is taken along, aggressive climbs and travel. The PERIGEE is front-loading with #10 coil zipper and the expansion top flap. Both packs are designed to take up to four optional pockets for increased load capacity and versatility.

Weight: 11.00 lbs.
 Approximate Size: 28" x 14" x 11"
 Approximate Volume: 4,200 cu. in.
 Colors: Navy Blue, Bright Green, Burgundy



H/S Expedition and Optional Pockets

The H/S EXPEDITION and OPTIONAL POCKETS are designed to add volume and versatility to other packs. They add acceptable carrying capacity outside a pack or compartmentalization inside. The OPTIONAL POCKETS also double as large belt or side pockets. Although they can work with many packs, the pockets work best in the following combinations: EXPEDITION POCKETS: SEREX, LITE SEREX, APOGEE, PERIGEE, CHOUQUET II. In some cases accessory straps are needed to attach the pockets.



Weight: 11.00 lbs.
 Approximate Size: 28" x 14" x 11"
 Approximate Volume: 4,200 cu. in.
 Colors: Navy Blue, Bright Red, Bright Green, Burgundy



POWELL PACKS HINEQUARTER

The three POWELL PACKS and HINEQUARTER are primarily designed for ski touring, bicycling and hiking where shoulder freedom and low center of gravity are an advantage. These packs are worn around the waist, thus completely freeing the wearer's shoulders and moving the weight down for better balance. Features include two zippers on the zipper for quick and easy access. Two accessory

strap holders on top (secret on the HINEQUARTER) for strapping on extra items and a wide "Z" waist belt for added carrying comfort. Each model is designed for a better fit against the user's back and is light enough to be carried as a second pack inside a larger pack. In addition to the above features, the HINEQUARTER has an extra pocket for the individual who wants to separate his equipment.

Weight: 11.00 lbs.
 Approximate Size: 28" x 14" x 11"
 Approximate Volume: 4,200 cu. in.
 Colors: Navy Blue, Bright Red, Bright Green, Burgundy

Space Technology

HINE/SNOWBRIDGE is defining, refining, perfecting and advancing the science of making more space work. That's why we're creating the new, quantified, padded yoke suspension system. It follows your natural movement. It's comfortable. It lets you work for you.



The H/S Modified Yoke Suspension and Internal "X" Stay System

The production of a quality line of internally framed packs is a highly developed science. Each HINE/SNOWBRIDGE pack is designed and built to perform. It is comfortable, yet comfortable yet convenient. It's able yet sturdy, and lightweight yet strong. It's an internally framed pack. We know, as you read through the catalog, that you will agree.

Internally Framed Packs and HINE/SNOWBRIDGE

In the past, most of us took a look at a pack and thought, "That's a nice pack. It looks like it would be a good one to use." But now, with the HINE/SNOWBRIDGE internally framed packs, we know that's not all. These packs are designed and built to perform. They're comfortable, yet comfortable yet convenient. They're able yet sturdy, and lightweight yet strong. They're an internally framed pack. We know, as you read through the catalog, that you will agree.



Quality Packs for the Serious Outdoor Enthusiast



Warranty Information

AS HINE/SNOWBRIDGE products are made from materials of the highest quality and are designed to last, we warrant them for a limited period. The warranty is limited to the original purchaser. We warrant the pack to be free of manufacturing defects. We warrant the pack to be free of manufacturing defects.

Materials

As HINE/SNOWBRIDGE packs are made from materials of the highest quality, we warrant them for a limited period. We warrant the pack to be free of manufacturing defects. We warrant the pack to be free of manufacturing defects.



Model	Capacity	Weight	Dimensions	Features
SIXPACK	15L	1.1 lb	10" x 12" x 6"	Lightweight, compact design
FOURER	12L	0.9 lb	8" x 10" x 5"	Ultra-lightweight, minimalist
DAY PACK	18L	1.3 lb	12" x 14" x 7"	Sturdy construction, multiple pockets
CLIMBER	22L	1.5 lb	14" x 16" x 8"	Reinforced for climbing, extra gear loops
H/S CARGO BAGS	30L	2.0 lb	18" x 20" x 10"	Large capacity, roll-top closure

Day Packs

Day packs are made of high-quality materials and are designed for everyday use. They are comfortable, yet comfortable yet convenient. They're able yet sturdy, and lightweight yet strong. They're an internally framed pack. We know, as you read through the catalog, that you will agree.

Rucksacks

Rucksacks are made of high-quality materials and are designed for long-distance travel. They are comfortable, yet comfortable yet convenient. They're able yet sturdy, and lightweight yet strong. They're an internally framed pack. We know, as you read through the catalog, that you will agree.

Bulk Rate
U.S. Postage
PAID
Permit #117
Boulder, Co.
80306



Another Quality Product Line By
Hine/Snowbridge, Inc.
P.O. Box 4059
Boulder, Colorado 80306



INTERNALLY FRAMED PACK

Internally framed packs create the best in uncomplicated utility, convenience and comfort. Flexible yet stable, the pack follows without shifting. Comfortable yet versatile, the pack works right with you do. From mountaineering to traveling, from backpacking HINE/SNOWBRIDGE has the internally framed pack for you



OMEGA

The perfect combination of design and function, the OMEGA is equally at home traveling around the globe as it is packing in the wilderness. OMEGA functions as an expedition grade pack as well as quality travel luggage. As a backpack, the OMEGA features a hatchback opening top compartment with quick release compression straps. It has a side opening bottom compartment and utilizes the SEREX suspension system. Ski slots behind the side pockets, accessory patches for tying on a multitude of equipment and even an ice axe loop and tie down are all standard features. While traveling, the suspension system disappears under its own zippered cover. A removable handle allows the pack to be carried like a suitcase. OMEGA. Designed for travel to, from and on your extended wilderness treks.

Primary Function: Packing and traveling, where the user wants one pack to perform well for both.

Weight: 75 oz.

Approximate Size: 28"x14"x9"

Approximate Volume: 4,200 cu. in.

Cloth: 11 oz.

Colors: Navy Blue, Bright Red, Bright Green, Burgundy




ALPHA

Sized between the SEREX and the TAMARAK, the ALPHA differs from these two models by having internal dividers and three main compartments instead of one. The ALPHA features a side opening bottom compartment which is big enough to fit a synthetic sleeping bag, four external pockets, ski slots behind the side pockets, a drawstring top





dividers and three main compartments instead of one. The ALPHA features a side opening bottom compartment which is big enough to fit a synthetic sleeping bag, four external pockets, ski slots behind the side pockets, a drawstring top opening, and many accessory patches for strapping on additional equipment.



ALPHA / SPECIAL

The ALPHA/SPECIAL has all the features of the ALPHA, plus the SEREX type snap clip tie down for instant access into the top compartment, five external pockets, and compression straps. Plus, an exceptional feature—vertical and horizontal dividers which unzip affording great versatility in packing and load control.

Primary Function: Backpacking, ski touring and mountaineering where versatility in compartmentalization is desired.

Weight: 72 oz.

Approximate Size: 28"x14"x7½"

Approximate Volume: 4,000 + cu. in.

Cloth: 11 oz.

Colors: Navy Blue, Bright Red, Bright Green, Burgundy

Primary Function: Mid-range, ski touring, backpacking and climbing where many compartments are desired.

Weight: 66 oz.

Approximate Size: 28"x14"x7½"

Approximate Volume: 4,000 + cu. in.

Cloth: 11 oz.

Colors: Navy Blue, Bright Red, Bright Green, Burgundy



TAMARAK

Comfort, stability, and convenience with the TAMARAK hatchback opening and strong #10 coil zipper. Other great features include: internal tie downs to secure heavy objects and insure the best weight distribution; an extra document pocket on the front for topographic maps, books, passports, etc.; leather tie downs and positive operating, clip buckles on the compression straps for instant access into the pack.

Primary Function: Backpacking, Ski Touring Hitchhiking, and Truckin' or Travelin'.

Weight: 58 oz.

Approximate Size: 14"x21½"x8"

Approximate Volume: 3,000 cu. in.

Cloth: 11 oz.

Colors: Navy Blue, Bright Red, Bright Green, Burgundy

H/S Expedition and Optional Pockets

The H/S EXPEDITION and OPTIONAL POCKETS are designed to add volume and versatility to other packs. They add accessible carrying capacity outside a pack or compartmentalization inside. The OPTIONAL POCKETS also double as large belt packs with 2" belt loops on the back. Pockets come as matched pairs. Although they can work with many packs, the pockets work best in the following combinations: EXPEDITION POCKETS: SEREX,



Weight: 76 oz. - 8 oz. (pair)

Approximate Size: 20"x4"x6" - 12"x2½"x6 (pairs)

Approximate Volume: 960 - 360 cu. in.

your movement
t for the activity
o ski touring,



SEREX with Expedition Pockets

The SEREX is truly the state of the art in expedition packs. It has all of the features of the LITE SEREX and more. An extra padded area against the lower back for comfort, a spindrift collar for protection, snap clip tie downs on the top flap for instant access, two extra pockets for fuel cans, maps and other items which should be separated from the rest of the equipment, and numerous leather accessory patches for strapping on a multitude of items.

Primary Function: Expeditions—including extended winter/summer mountaineering, ski touring, rock climbs, and other uses where maximum load capacity and pack flexibility are desirable.

Weight:	68 oz.
Approximate Size:	26"x8"x16"
Approximate Volume:	4,500 + cu. in.
Cloth:	11 oz.
Colors:	Navy Blue, Bright Red, Bright Green, Burgundy
Options:	H/S Pockets

LITE SEREX with Optional Pockets

A great expedition pack, the LITE SEREX is designed ideally for summer/winter mountaineering, overnight ski touring and any serious trekking. The LITE SEREX features side compression straps, a drawstring opening and is as versatile in fitting different people as it is adjusting to different load volumes. Fully extended, the pack can carry well over 4,500 cubic inches of equipment; contracted, it carries a minimum of equipment without any undesired shifting of the load.

Primary Function: Extended outings including mountaineering, ski touring, rock climbing and other uses where maximum load capacity and flexibility are needed.

Weight:	56 oz.
Approximate Size:	26"x8"x16"
Approximate Volume:	4,500 + cu. in.
Cloth:	11 oz.
Colors:	Navy Blue, Bright Red, Bright Green, Burgundy
Options:	H/S pockets



APOGEE

Designed to fit women and smaller framed men, the APOGEE and PERIGEE are the same size and volume. They are perfect for light to medium weight loads, overnight trips where the minimum of equipment is taken along, alpine style climbs and travel. The APOGEE is top loading.

APOGEE



Designed to fit women and smaller framed men, the APOGEE and PERIGEE are the same size and volume. They are perfect for light to medium weight loads, overnight trips where the minimum of equipment is taken along, alpine style climbs and travel. The APOGEE is top loading. Features an expandable top flap, spindrift collar, and side compression straps. The PERIGEE is hatchback loading with #10 zipper around the perimeter and has two compression straps with quick release buckles for load control. Both packs are designed to take up to four optional pockets for increased load capacity and versatility.

Primary Function: Fits women and smaller size men. Light overnight trips, alpine climbing, packing where a minimum of equipment is required.

Weight: A: 49 oz. P: 46 oz.

Approximate Size: 24"x13"x7"

Approximate Volume: 2,250 cu. in.

Cloth: 11 oz.

Colors: Navy Blue, Bright Green, Burgundy

Options: H/S Pockets

PERIGEE with Optional Pockets



POWELL PACKS HINEQUARTER

The three POWELL PACKS and HINEQUARTER are primarily designed for ski touring, bicycling and hiking where shoulder freedom and low center of gravity are an advantage. These packs are worn around the waist, thus completely freeing the wearer's shoulders and moving the weight down for better balance. Features include two sliders on the zipper for quick and easy access, two accessory

strap holders on top (except on the HINEQUARTER) for strapping on extra items and a wide 2" waist belt for added carrying comfort. Each model is contoured for a better fit against the user's back and is light enough to be carried as a second pack inside a larger pack. In addition to the above features, the HINEQUARTER has an extra pocket for the individual who wants to separate his equipment.

Powell Packs—Large, Regular, Small, HineQuarter

Primary Function: Day ski tours, hikes and climbs where maximum shoulder freedom is desirable. Also downhill skiing.

Weight: L—12 oz., R—11 oz., S—9 oz., H—10 oz.

Approximate Size: L—18"x7"x5", R—18"x5"x5", S—16"x4"x4", H—16"x7"x5"

Approximate Volume: L—666 cu. in., R—470 cu. in., S—324 cu. in., H—432 cu. in.

Cloth: L, R, S—11 oz.
H—8 oz. Pack Cloth

Colors: L, R, S—Navy Blue, Bright Red, Bright Green, Burgundy
H—Navy Blue, Bright Red, Yellow, Bright Green

Rucksacks

Rucksacks are shoulder carried packs, designed to hold moderate weight. All HINE/SNOWBRIDGE rucksacks have waist belts, pockets in their top flaps and either leather or 11 oz. cloth bottoms. There are three different types of rucksacks. The SKI MOUNTAINEER is a classic European style rucksack with aluminum stays, padded leather shoulder straps and leather bottom. The CIRQUE II has slightly more American characteristics, with a 1/2" foam pad insert, nylon covered shoulder straps and a high sided leather bottom. The GLACIER and GLACIER/SPECIAL have felt-padded, web shoulder straps, are slightly more compact in size and are priced for the economy minded individual.



SKI MOUNTAINEER



GLACIER/SPECIAL-GLACIER



CIRQUE II



Day Packs

Day packs are shoulder carried packs designed for light to moderate loads. They are durable and built to last. No matter what you plan to carry, HINE/SNOWBRIDGE has the right day pack for you.




DAY PACK




CHINOOK



Bulk Rate
U.S. Postage
PAID
Permit #117
Boulder, Co.
80306





Quality Packs for the Serious Outdoor Enthusiast



Space Technology

HINE/SNOWBRIDGE is defining, refining, perfecting and advancing the science of making inner space work. Flexible yet stable, the pack becomes part of you. It follows your natural movement. Versatile yet comfortable, the custom-fitted, padded yoke suspension performs. At HINE/SNOWBRIDGE, space technology is our ingenious approach to making inner space work for you.

A look "inside" the H/S Modified Yoke Suspension System. Adjustable yoke suspension is designed so the shoulder straps can be precisely positioned.

Quick-release cross-chest strap helps stabilize even the heaviest loads.

Independent aluminum "X" stays become flexible with a light load or rigid with a heavy load. The wide stance "X" assures stability, because it's the most stable stay configuration.

Aluminum quick-release buckle is adjustable from both ends and reversible for left-handed users.

Top flap tie-downs with snap clips give quick in and out access and adjustment to three different levels.

Fully-padded continuous waist belt wraps around the hips instead of just



in interest has demanded more sophisticated and versatile internally framed packing systems.

At HINE/SNOWBRIDGE, we design and build just one thing—sophisticated equipment for the serious outdoor enthusiast. As you read through this catalog, we know you'll agree.

All serious outdoor enthusiasts understand the importance of their equipment. Well designed,

in addition, since many outdoor enthusiasts travel hundreds or even thousands of miles by air, rail or auto to reach the area of their activity, the packs must double as durable, convenient luggage.

Whether on weekend trips or on extended expeditions, HINE/SNOWBRIDGE packs perform for years and years, under adverse weather conditions. We've designed them to do just that.

Materials

All HINE/SNOWBRIDGE packs are made from materials tested and proven to be the best available. In every pack we use the fabric, leather, aluminum and hardware that we feel does the best job for the particular pack model.

Take, for example, nylon fabrics. We use the two best pack cloths—the 11 oz. Cordura® and the smoother 8 oz. oxford weave. Both cloths are excellent but have different characteristics. The 11 oz. Cordura® is said to be the more abrasion-resistant cloth, and, therefore, it is used in our Internally Framed Packs and climbing rucksacks. We use the 8 oz. oxford weave, the more waterproof of the two cloths, for day packs. In this case, the waterproof quality of the cloth is the overriding consideration.

We use the quality approach in our other materials also. We use two different sizes of zippers. Both are self repairing coil zippers tested for durability and smoothly running performance.

We also use two distinct types of leather. Again, application has dictated choice. Both are full (top) grain, chrome tanned leathers. Both are also water-

proofed and conditioned right at the tannery. This means that they require minimum maintenance and will keep their strength and rich appearance for the life of the pack. Leather is expensive, but, at HINE/SNOWBRIDGE, we feel nothing else performs as well as thick, rich, full grain leather for accessory patches and highlighting accents on our quality packs.

We also use two different kinds of aluminum. The Internally Framed Packs require a strong, springy, high strength aluminum to carry the large loads for which the packs were designed. The Ski Mountaineer uses a more pliable aluminum so that the rucksack conforms to the wearer's back.

We use many different kinds of hardware fasteners, again with application dictating choice. We use a hardened aluminum on the quick release buckle because of its durability and lighter weight. On smaller items and in applications of high stress, we use steel fasteners. We also use nylon buckles and clips for their unique quick release feature and smoothly running performance.



Warranty Information

All HINE/SNOWBRIDGE products are warranted in compliance with the Magnuson-Moss Warranty Act. A copy of the warranty is available from your HINE/SNOWBRIDGE dealer or directly from the factory.

We are constantly striving to improve our products. Although we make every effort to have this catalog accurately represent each item, occasionally changes and improvements are made after the catalog has gone to press and cannot be shown.

© 1980 HINE/SNOWBRIDGE, Inc.


Model	Weight (in oz.)	Approx. Vol. (in cu. in.)	Cloth	Colors
H/S CARGO	16 (S); 18 (M); 24 (L); 30 (XL)	1745 (S); 2400 (L); 1900 (M); 3400 (XL)	11 oz. cordura	Navy Blue, Bright Red
SIDEKICK	5	360	8 oz. nylon pack cloth	Navy Blue, Green
H/S BASIC	11	900	8 oz. nylon pack cloth	Navy Blue, Green, Bright Red
CHINOOK	12	936	8 oz. nylon pack cloth	Navy Blue, Green, Bright Red, Yellow
DAY PACK	16	950	8 oz. nylon pack cloth	Navy Blue, Forest Green, Bright Red, Orange
PIONEER	17	1300	8 oz. nylon pack cloth	Navy Blue, Forest Green, Bright Red, Yellow
SPECIAL GLACIER	28 and 21	1550	8 oz. nylon pack cloth; 11 oz. bottom pack cloth	Navy Blue, Bright Red
SKI MOUNTAINEER CIRQUE II	37	1950	11 oz. cordura	Navy Blue, Bright Red
H/S BASIC	46	2000	8 oz. nylon pack cloth	Navy Blue, Bright Green, Bright Red



locked together). They feature 11 oz. Cordura® cloth, midline and end carrying handles and an extra zippered pocket in one end.



Another Quality Product Line By
Hine/Snowbridge, Inc.
P.O. Box 4059
Boulder, Colorado 80306



Another C
Hine/Sno
P.O. Box
Boulder, C



reliable packs and gear are a must. Packs should be lightweight yet rugged, comfortable yet stable riding. They should ride close to one's back, yet be flexible so that they allow freedom of movement. The packs are also versatile as load volumes and weights change with different types and lengths of activity. In addition, since many outdoor enthusiasts travel hundreds or even thousands of miles by air, rail or auto to reach the area of their activity, the packs must double as durable, convenient luggage.

Whether on weekend trips or on extended expeditions, HINE/SNOWBRIDGE packs perform for years and years, under adverse weather conditions.

Internally Framed Packs and HINE/SNOWBRIDGE


In the past several years, more and more individuals have discovered the advantages of Internally Framed Packs. Once considered the equipment of a few elite mountaineers, internally framed packs are being used by more and more backpackers, cross-country skiers and travelers everyday. This increase in interest has demanded more sophisticated and versatile internally framed packing systems.

At HINE/SNOWBRIDGE, we design and build just one thing—sophisticated equipment for the serious outdoor enthusiast. As you read through this catalog, we know you'll agree.

All serious outdoor enthusiasts understand the

Internally Framed Pack Features

The production of a quality line of internally framed packs is a highly developed science. Each HINE/SNOWBRIDGE idea requires hundreds of hours of research and design before it is implemented perfectly and finally introduced into our pack line. HINE/SNOWBRIDGE Internally Framed Packs are designed to be comfortable yet convenient, flexible yet stable, and lightweight yet rugged. At HINE/SNOWBRIDGE, we are dedicated to producing nothing short of the best line of internally framed packs. We know, as you read through the catalog, that you will agree.



External pockets give additional volume and compartmentalization. Double pocket on top flap.

Compression straps allow the bag to be cinched down on the load so that any volume, large or small, can be secured to permit proper weight distribution and prevent shifting.

The H/S Modified Yoke Suspension and Internal "X" Stay System

The H/S Modified Yoke Suspension and "X" (crossed) Stay System are designed to precisely fit each internally framed pack to an individual's back and create the most comfortable and stable pack possible. Simply stated, this unique system lets you custom-adapt your HINE/SNOWBRIDGE pack to your own back for the best possible fit.

Here is how it all works . . .

Comfortable

The pack is uncommonly comfortable, because the Modified Yoke Suspension is fully padded and can be adjusted to fit precisely. The belt is padded around the waist and the shoulder straps completely over the shoulders, both to fit snugly without pressure points. The precise fit is assured, because the Modified Yoke Suspension adjusts exactly to a full range of torso lengths. The suspension can be moved up and down, so that the same pack can fit a variety of people. The "X" stays will bend and should be adjusted to the contour of each individual's back.

Flexible

The H/S Internally Framed System and Modified Yoke Suspension are designed to be flexible when you want it, and rigid, with positive weight transfer onto the waist belt, when you need it. The pack flexes with movement when light to moderate loads are being carried. This increases mobility and adds new dimensions to one's activities. As both load size and weight increase, the pack's rigidity does also, concentrating the weight on the waist belt where it should be.

Stable

The pack remains stable, even while it is flexing; stable because the suspension system fits precisely

and because it is also tied directly to the load. The suspension system is tied to the tips of the stays, giving good leverage on the pack. The "X" stays enhance this leverage by creating the widest stance possible from which this control can be exercised.

Convenience

Convenience can make the difference between a good pack and a great pack. HINE/SNOWBRIDGE Internally Framed Packs are convenient. Each model has the features which make it the most convenient in its class. Front compression straps with quick release buckles and top flaps with snap clip tie-downs give instant access in different models. All models have the quick releasing cross chest strap and unique H/S aluminum quick release waist belt buckle. When volume control and type of access is a concern, HINE/SNOWBRIDGE has the pack. The TAMARAK and the PERIGEE are designed for access into the whole compartment, the two SEREXes and the APOGEE for maximum volume utilization and the two ALPHAs and the OMEGA for compartmentalization. With HINE/SNOWBRIDGE, you find convenience in the form that you like it.

Versatile

A precisely fitting, comfortable pack should be used for more than one activity. The H/S Internally Framed Pack can be. It is versatile for different activities, different load volumes and different people. Pack stability is more important for some activities, while mobility is more important for others. Positive weight transfer onto the waist belt is possible for heavy loads, with flexibility for light loads. The HINE/SNOWBRIDGE Internally Framed Pack gives you what you need, when you need it: stability, flexibility, comfort, volume control. From mountaineering to traveling, the pack fits your needs.